

# Housing Pulse

## APRIL 2016 MUNSTER

### HOUSE PRICE EXPECTATIONS

Next 12 Months

| Change                     | Response |
|----------------------------|----------|
| > 5%                       | 28%      |
| 1% to 5%                   | 39%      |
| Stay more or less the same | 28%      |
| 1% to 5%                   | 3%       |
| > 5%                       | 1%       |

Balance +45%  
+10 on previous reading

### RENT EXPECTATIONS

Next 12 Months

| Change                     | Response |
|----------------------------|----------|
| > 5%                       | 28%      |
| 1% to 5%                   | 36%      |
| Stay more or less the same | 31%      |
| 1% to 5%                   | 1%       |
| > 5%                       | 0%       |

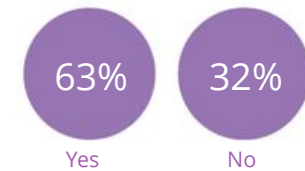
Balance +45%  
+5 on previous reading



64% think it is cheaper to buy

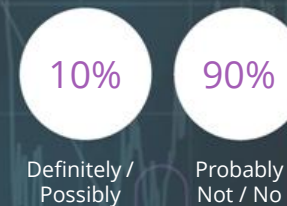
23% think it is cheaper to rent

### GOOD TIME TO BUY

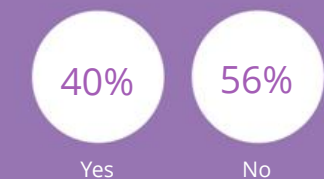


### PLANNING TO BUY/BUILD

Next 12 Months



### GOOD TIME TO SELL



### PLANNING TO SPEND ON HOME IMPROVEMENTS

Next 12 Months

