

Housing Pulse

July 2016 MUNSTER

HOUSE PRICE EXPECTATIONS

Next 12 Months

Change	Response
> 5%	23%
1% to 5%	42%
Stay more or less the same	30%
1% to 5%	2%
> 5%	1%

Balance +42%
-4 on previous reading

RENT EXPECTATIONS

Next 12 Months

Change	Response
> 5%	23%
1% to 5%	40%
Stay more or less the same	32%
1% to 5%	0%
> 5%	0%

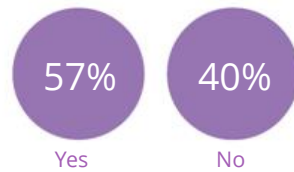
Balance +43%
+2 on previous reading



68% think it is cheaper to buy

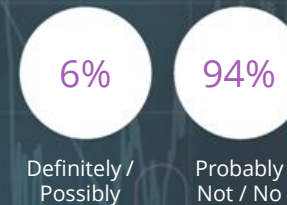
19% think it is cheaper to rent

GOOD TIME TO BUY

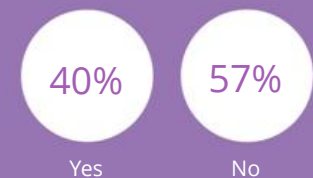


PLANNING TO BUY/BUILD

Next 12 Months



GOOD TIME TO SELL



PLANNING TO SPEND ON HOME IMPROVEMENTS

Next 12 Months

