

Housing Pulse

October 2016 **MUNSTER**

HOUSE PRICE EXPECTATIONS

Next 12 Months

Change	Response
> 5%	31%
1% to 5%	43%
Stay more or less the same	18%
1% to 5%	2%
> 5%	2%

Balance +49%
+3 on previous reading

RENT EXPECTATIONS

Next 12 Months

Change	Response
> 5%	28%
1% to 5%	35%
Stay more or less the same	33%
1% to 5%	1%
> 5%	1%

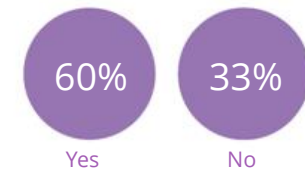
Balance +45%
+3 on previous reading



67% think it is cheaper to buy

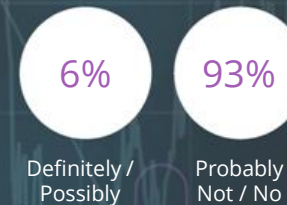
22% think it is cheaper to rent

GOOD TIME TO BUY

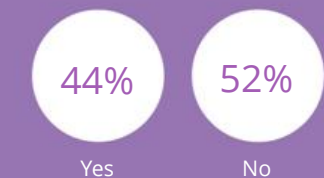


PLANNING TO BUY/BUILD

Next 12 Months



GOOD TIME TO SELL



PLANNING TO SPEND ON HOME IMPROVEMENTS

Next 12 Months

