

Housing Pulse

April 2021 NATIONAL

HOUSE PRICE EXPECTATIONS

Next 12 Months

| Change | Response |
|----------------------------|----------|
| > 5% | 33% |
| 1% to 5% | 40% |
| Stay more or less the same | 19% |
| 1% to 5% | 4% |
| > 5% | 2% |

Balance +49%
+10 on previous reading

RENT EXPECTATIONS

Next 12 Months

| Change | Response |
|----------------------------|----------|
| > 5% | 22% |
| 1% to 5% | 35% |
| Stay more or less the same | 34% |
| 1% to 5% | 4% |
| > 5% | 1% |

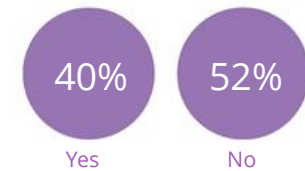
Balance +36%
+4 on previous reading



71% think it is cheaper to buy

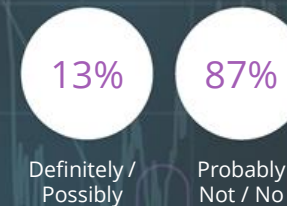
15% think it is cheaper to rent

GOOD TIME TO BUY

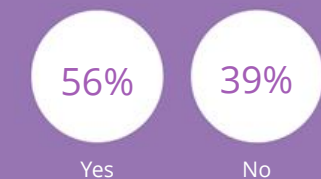


PLANNING TO BUY/BUILD

Next 12 Months



GOOD TIME TO SELL



PLANNING TO SPEND ON HOME IMPROVEMENTS

Next 12 Months

