

Housing Pulse

April 2022 MUNSTER

HOUSE PRICE EXPECTATIONS

Next 12 Months

Change	Response
> 5%	44%
1% to 5%	36%
Stay more or less the same	16%
1% to 5%	0%
> 5%	2%

Balance +61%
+3 on previous reading

RENT EXPECTATIONS

Next 12 Months

Change	Response
> 5%	41%
1% to 5%	36%
Stay more or less the same	20%
1% to 5%	1%
> 5%	0%

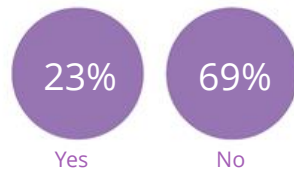
Balance +58%
+3 on previous reading



74% think it is cheaper to buy

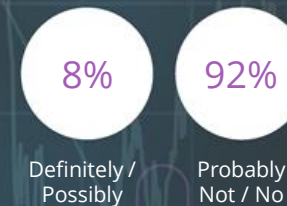
11% think it is cheaper to rent

GOOD TIME TO BUY

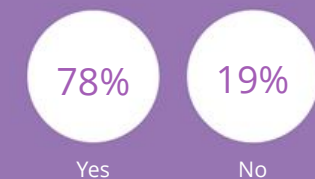


PLANNING TO BUY/BUILD

Next 12 Months



GOOD TIME TO SELL



PLANNING TO SPEND ON HOME IMPROVEMENTS

Next 12 Months

