

# Housing Pulse

## July 2022 MUNSTER

### HOUSE PRICE EXPECTATIONS

Next 12 Months

| Change                     | Response |
|----------------------------|----------|
| > 5%                       | 35%      |
| 1% to 5%                   | 28%      |
| Stay more or less the same | 19%      |
| 1% to 5%                   | 10%      |
| > 5%                       | 5%       |

Balance +39%  
-14 on previous reading

### RENT EXPECTATIONS

Next 12 Months

| Change                     | Response |
|----------------------------|----------|
| > 5%                       | 36%      |
| 1% to 5%                   | 33%      |
| Stay more or less the same | 22%      |
| 1% to 5%                   | 3%       |
| > 5%                       | 3%       |

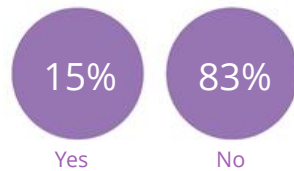
Balance +48%  
-9 on previous reading



68% think it is cheaper to buy

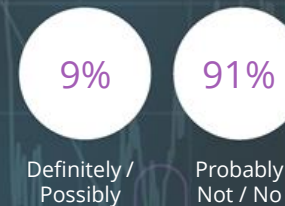
18% think it is cheaper to rent

### GOOD TIME TO BUY

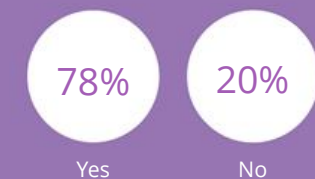


### PLANNING TO BUY/BUILD

Next 12 Months



### GOOD TIME TO SELL



### PLANNING TO SPEND ON HOME IMPROVEMENTS

Next 12 Months

